

RG-ES200 Series Smart Cloud Managed Switches

Unique Value for CCTV Network



Highlights

- Abundant models fit needs for access layer in SMB network
- Cost-Effective Smart Cloud Managed Switches
- IP Camera Recognition, Unique Value for CCTV Network
- Automatic Loop Prevention Ensures Service Continuity
- Lifetime management on Ruijie Cloud at anytime anywhere

RG-ES200 Series Switches

Gigabit access switch fits the needs in SMB network



802.3at / 802.3af



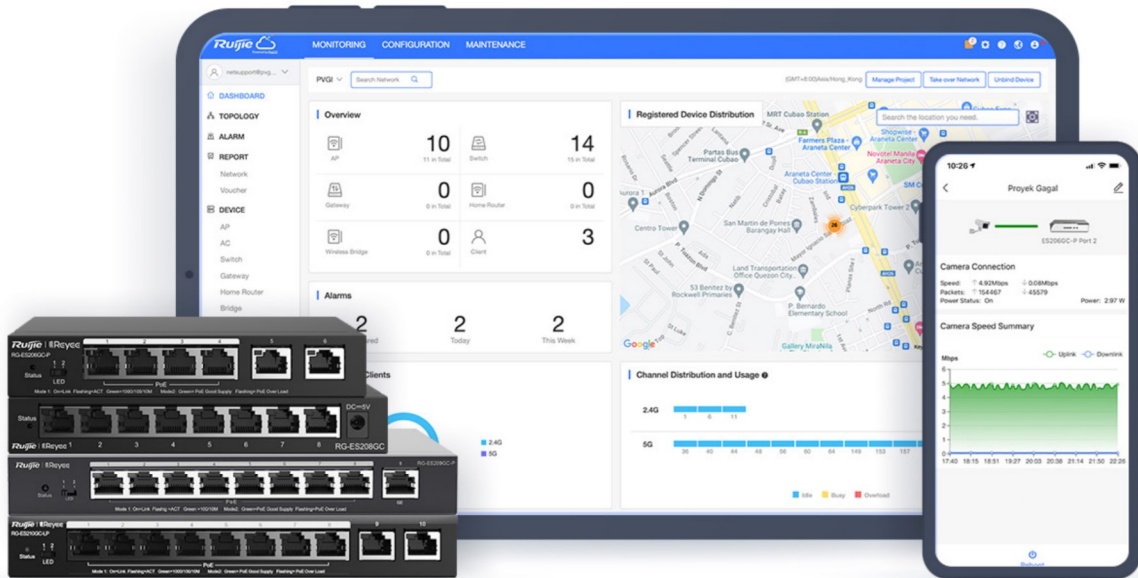
Abundant Application Scenarios



Centralized Cloud Management

Cost-Effective Smart Cloud Managed Switches

ES200 adopts a light-weighted Cloud management design, providing faster response to support richer features.



IP Camera/NVR recognition



Automatic Loop Prevention




Mobile VLAN Configuration



Intelligent PoE Adaptive

Unique Value for CCTV Network



The image shows a 3D rendering of a meeting room with a server rack, desks, and chairs. A network path is highlighted in blue, connecting the server rack to a camera. A green checkmark icon is placed above the camera. To the right, a smartphone displays a monitoring interface for 'Anyar' showing camera connection details and a speed summary graph. The graph shows uplink and downlink speeds in Mbps over time. A 'Reboot succeeded' notification is visible at the bottom of the phone screen.

- 250 meters transmission*
- Flexible extend mode
- IPC Offline Alarm
- Individual port reboot

Automatic Loop Prevention Ensures Service Continuity


Network stays connected when network loop happens



The image shows a smartphone displaying network settings for 'Loop Prevention', which is turned on. The settings list ports Port1G3, Port1G4, and Port1G5 with their respective speeds and reboot options. Below the settings, there are options for 'VLAN Settings', 'Loop Prevention', 'Cable Test', 'Monitor', 'Device Log', 'Delete', and 'Reboot'. In the background, a Ruijie network switch (RG-ES205GC-P) is shown with a camera and an AP connected to it. The switch has a status LED and a PoE port.

Cloud, Make Your Business Easy

- SON, zero touch provisioning to Cloud
- Configure VLANs on Ruijie Cloud APP
- Monitor switch statistics at anytime anywhere
- Easy maintainance, save onsite time and cost



Basic

Model	RG-ES205GC-P	RG-ES205GC	RG-ES206GC-P	RG-ES208GC	RG-ES209GC-P
10/100/1000Base-T ports	5	5	6	8	9
1000Base-X SFP ports	-	-	-	-	-
PoE/PoE+ ports	4	-	4	-	8
Max. PoE budget	54W	-	54W	-	120W
Layer Type	Layer 2	Layer 2	Layer 2	Layer 2	Layer 2
Switching capacity	10 Gbps	10 Gbps	12 Gbps	16 Gbps	18 Gbps
Forwarding rate	7.44 Mpps	7.44 Mpps	8.93 Mpps	11.90 Mpps	13.39 Mpps
Packet Buffer	1 Mbit	1 Mbit	1 Mbit	1.5 Mbit	1.5 Mbit
MAC address table	2000	2000	4000	4000	4000
Maximum VLAN Support	16	16	16	16	16
Dimensions (W x D x H)	148 mm x 78 mm x 26 mm	119 mm x 75 mm x 24 mm	148 mm x 78 mm x 26 mm	160 mm x 75 mm x 24 mm	202 mm x 108 mm x 28 mm
Weight (With package)	0.9 kg	0.36 kg	0.79 kg	0.49 kg	1.3 kg
MTBF	> 200,000	> 200,000	> 200,000	> 200,000	> 200,000
Warranty	3 Years	3 Years	3 Years	3 Years	3 Years

Software Features

10/100/1000M Auto/Full/Half Duplex Negotiation	✓	✓	✓	✓	✓
Flow Control	✓	✓	✓	✓	✓
Storm Suppression	✓	✓	✓	✓	✓
Management IP	10.44.77.200	10.44.77.200	10.44.77.200	10.44.77.200	10.44.77.200
VLAN Range	1 - 4094	1 - 4094	1 - 4094	1 - 4094	1 - 4094
Port-based VLAN	✓	✓	✓	✓	✓

Software Features

Model	RG-ES205GC-P	RG-ES205GC	RG-ES206GC-P	RG-ES208GC	RG-ES209GC-P
ACL	-	-	-	-	-
QoS	-	-	-	-	-
ACL	-	-	-	-	-
DHCP Client	✓	✓	✓	✓	✓
DHCP Snooping	✓	✓	✓	✓	✓
Telnet	1 session	1 session	1 session	1 session	1 session
SSH	-	-	-	-	-
DNS Client	✓	✓	✓	✓	✓
SNMP v1/v2/v3	-	-	-	-	-
Many-to-one Port Mirroring	✓	✓	✓	✓	✓
Downlink Loop Protection	✓	✓	✓	✓	✓
Loop Disabled Port	✓	✓	✓	✓	✓
Disconnection Duration	2s	2s	2s	2s	2s
Flow Control	✓	✓	✓	✓	✓
Cable Testing	✓	✓	✓	✓	✓
Web-based Management	✓	✓	✓	✓	✓
HTTP	✓	✓	✓	✓	✓
Cloud Management	✓	✓	✓	✓	✓

Hardware Features

Model	RG-ES205GC-P	RG-ES205GC	RG-ES206GC-P	RG-ES208GC	RG-ES209GC-P
Reset Button	Rear	Rear	Rear	Rear	Rear
Cable Hot-swappable	✓	✓	✓	✓	✓
Power Supply Slot	Power adapter	Power adapter	Power adapter	Power adapter	Power adapter
Power Consumption	≤ 60W	≤ 3W	≤ 60W	≤ 4W	≤ 130W
Power Supplies	54V DC adapter, 1.1A	5V DC adapter, 1A	54V DC adapter, 1.1A	5V DC adapter, 1A	54V DC adapter, 2.4A
EEE	-	-	-	-	-
Fan	Fanless	Fanless	Fanless	Fanless	Fanless
Fan Adaptive Speed Adjustment	-	-	-	-	-
Acoustic Noise	Noiseless	Noiseless	Noiseless	Noiseless	Noiseless
Operating Temperature	0°C to 40°C (32°F to 104°F)	0°C to 40°C (32°F to 104°F)	0°C to 40°C (32°F to 104°F)	0°C to 40°C (32°F to 104°F)	0°C to 40°C (32°F to 104°F)
Storage Temperature	-40°C to 70°C (-40°F to 158°F)	-40°C to 70°C (-40°F to 158°F)	-40°C to 70°C (-40°F to 158°F)	-40°C to 70°C (-40°F to 158°F)	-40°C to 70°C (-40°F to 158°F)
Operating Humidity	10% to 90% RH	10% to 90% RH	10% to 90% RH	10% to 90% RH	10% to 90% RH
Storage Humidity	5% to 95% RH	5% to 95% RH	5% to 95% RH	5% to 95% RH	5% to 95% RH
Port Surge	4 kV	4 kV	4 kV	4 kV	4 kV
Operating Altitude (meters)	-500 to 5000	-500 to 5000	-500 to 5000	-500 to 5000	-500 to 5000
Certificate	CE, RoHS	CE, RoHS	CE, RoHS	CE, RoHS	CE, RoHS

Basic

Model	RG-ES210GC-LP	RG-ES216GC	RG-ES218GC-P	RG-ES224GC	RG-ES226GC-P
10/100/1000Base-T ports	10	16	16	24	24
1000Base-X SFP ports	-	-	2	-	2
PoE/PoE+ ports	8	-	16	-	24
Max. PoE budget	70W	-	240W	-	370W
Layer Type	Layer 2	Layer 2	Layer 2	Layer 2	Layer 2
Switching capacity	20 Gbps	32 Gbps	36 Gbps	48 Gbps	52 Gbps
Forwarding rate	14.88 Mpps	23.81 Mpps	26.78 Mpps	35.71 Mpps	38.69 Mpps
Packet Buffer	1.5 Mbit	4.1 Mbit	4.1 Mbit	4.1 Mbit	4.1 Mbit
MAC address table	4000	8000	8000	8000	8000
Maximum VLAN Support	16	16	16	16	16
Dimensions (W x D x H)	202 mm x 108 mm x 28 mm	440 mm x 165 mm x 44 mm	300 mm x 230 mm x 43.6 mm	440 mm x 165 mm x 44 mm	440 mm x 289 mm x 43.6 mm
Weight (With package)	1.38 kg	2.7 kg	3.5 kg	2.8 kg	4.2 kg
MTBF	> 200,000	> 200,000	> 200,000	> 200,000	> 200,000
Warranty	3 Years	3 Years	3 Years	3 Years	3 Years

Software Features

10/100/1000M Auto/Full/Half Duplex Negotiation	✓	✓	✓	✓	✓
Flow Control	✓	✓	✓	✓	✓
Storm Suppression	✓	✓	✓	✓	✓
Management IP	10.44.77.200	10.44.77.200	10.44.77.200	10.44.77.200	10.44.77.200
VLAN Range	1 - 4094	1 - 4094	1 - 4094	1 - 4094	1 - 4094
Port-based VLAN	✓	✓	✓	✓	✓

Software Features

Model	RG-ES210GC-LP	RG-ES216GC	RG-ES218GC-P	RG-ES224GC	RG-ES226GC-P
STP / RSTP	-	-	-	-	-
QoS	-	-	-	-	-
ACL	-	-	-	-	-
DHCP Client	✓	✓	✓	✓	✓
DHCP Snooping	✓	✓	✓	✓	✓
Telnet	1 session	1 session	1 session	1 session	1 session
SSH	-	-	-	-	-
DNS Client	✓	✓	✓	✓	✓
SNMP v1/v2/v3	-	-	-	-	-
Many-to-one Port Mirroring	✓	✓	✓	✓	✓
Downlink Loop Protection	✓	✓	✓	✓	✓
Loop Disabled Port	✓	✓	✓	✓	✓
Disconnection Duration	2s	2s	2s	2s	2s
Flow Control	✓	✓	✓	✓	✓
Cable Testing	✓	✓	✓	✓	✓
Web-based Management	✓	✓	✓	✓	✓
HTTP	✓	✓	✓	✓	✓
Cloud Management	✓	✓	✓	✓	✓

Hardware Features

Model	RG-ES210GC-LP	RG-ES216GC	RG-ES218GC-P	RG-ES224GC	RG-ES226GC-P
Reset Button	Rear	Front	Front	Front	Front
Cable Hot-swappable	✓	✓	✓	✓	✓
Power Supply Slot	Power adapter	Single, fixed power supply	Single, fixed power supply	Single, fixed power supply	Single, fixed power supply
Power Consumption	≤ 80W	≤ 12W	≤ 280W	≤ 14W	≤ 443W
Power Supplies	54V DC adapter, 1.5A	100 - 240V AC, 6A	100 - 240V AC, 6A	100 - 240V AC, 0.6A	100 - 240V AC, 6A
EEE	-	-	-	-	-
Fan	Fanless	Fanless	Built-in, lower than 25°C stop running	Fanless	Built-in, lower than 25°C stop running
Fan Adaptive Speed Adjustment	-	-	✓	-	✓
Acoustic Noise	Noiseless	Noiseless	< 45dB	Noiseless	< 45dB
Operating Temperature	0°C to 40°C (32°F to 104°F)	0°C to 50°C (32°F to 122°F)	0°C to 40°C (32°F to 104°F)	0°C to 50°C (32°F to 122°F)	0°C to 40°C (32°F to 104°F)
Storage Temperature	-40°C to 70°C (-40°F to 158°F)	-40°C to 70°C (-40°F to 158°F)	-40°C to 70°C (-40°F to 158°F)	-40°C to 70°C (-40°F to 158°F)	-40°C to 70°C (-40°F to 158°F)
Operating Humidity	10% to 90% RH	10% to 90% RH	10% to 90% RH	10% to 90% RH	10% to 90% RH
Storage Humidity	5% to 95% RH	5% to 95% RH	5% to 95% RH	5% to 95% RH	5% to 95% RH
Port Surge	4 kV	4 kV	4 kV	4 kV	4 kV
Operating Altitude (meters)	-500 to 5000	-500 to 5000	-500 to 5000	-500 to 5000	-500 to 5000
Certificate	CE, RoHS	CE, RoHS	CE, RoHS	CE, RoHS	CE, RoHS

Package Contents



Device	RG-ES205GC-P	RG-ES205GC	RG-ES206GC-P	RG-ES208GC	RG-ES209GC-P
Power Supply	Power Adapter	Power Adapter	Power Adapter	Power Adapter	Power Adapter
Quick Start Guide	1	1	1	1	1
Warranty Card	1	1	1	1	1
Accessories	-	-	-	-	-
Package Weight	0.9 kg	0.36 kg	0.79 kg	0.49 kg	1.3 kg
Package Dimension (w x d x h)	249 mm x 217 mm x 62 mm	178 mm x 158 mm x 52 mm	249 mm x 217 mm x 62 mm	197 mm x 172 mm x 52 mm	305 mm x 289 mm x 64 mm

Device	RG-ES210GC-LP	RG-ES216GC	RG-ES218GC-P	RG-ES224GC	RG-ES226GC-P
Power Supply	Power Adapter	Power cable	Power cable	Power cable	Power cable
Quick Start Guide	1	1	1	1	1
Warranty Card	1	1	1	1	1
Accessories	-	Mounting bracket * 2, Foot pad * 4, Screws * 6	Mounting bracket * 2, Foot pad * 4, Screws * 8	Mounting bracket, Foot pad * 4, Screws * 6	Mounting bracket * 2, Foot pad * 4, Screws * 8
Package Weight	1.38 kg	2.7 kg	3.5 kg	2.8 kg	4.2 kg
Package Dimension (w x d x h)	305 mm x 289 mm x 64 mm	539 mm x 254 mm x 92 mm	419 mm x 301 mm x 123 mm	539 mm x 254 mm x 92 mm	539 mm x 406 mm x 114 mm

Ruijie | Rcycc

 Redefine your easy network



FOLLOW US



sales@partnernet-ict.com | +30 210 710 0000 | www.partnernet-ict.com

Copyright ©2000-2022 Ruijie Networks Co., Ltd. All rights reserved.

No part of this document may be reproduced or transmitted in any form or any means without prior written consent of Ruijie Networks Co., Ltd.

Notice

This content is applicable only to regions outside the China mainland. Ruijie Networks Co., Ltd. reserves the right to interpret this content.

The information contained herein is subject to change without notice. Nothing herein should be construed as constituting an additional warranty. Ruijie Networks Co., Ltd. shall not be liable for technical or editorial errors or omissions contained herein.